



The name for this design was given to me by a French stitching friend, Veronique. I dedicate this design to my French stitching friends and to my fellow members of the Swan Sampler Stitchers. We are connected through our love of needlework.

This stitched piece was designed to fit in a Nantucket pincushion basket from *Olde Colonial Designs*. You can also frame this design, put it on a box or tin lid, or make it into a small pillow or pincushion. The possibilities are endless.

Enjoy!! Ellen

Visit www.withmyneedle.com to see a photograph of the finished project.

Model Information

Linen: pincushion basket: 36-count rue green (#707, Zweigart)

3-inch tin: 32-count rue green (#707, Zweigart)

Recommended amount of linen to buy:

Pincushion basket: 9 x 9 inches (36-count)

Tin cover: 7 x 7 inches (32-count)

Stitch count: 31 x 31 stitches

General Directions

Each square on the chart represents two linen threads. Unless otherwise specified, stitch this project in cross stitch over two linen threads using two plies of embroidery thread.

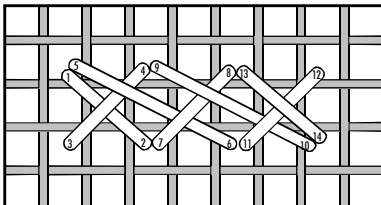
The tent-stitch areas may have up to four individual stitch symbols in each chart square.

Special Directions

Flower. Tent stitch the sepal (the green covering at the base of the flower) with two plies of Desert Mesquite thread.

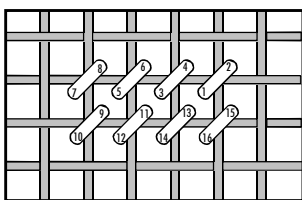
Swans. Stitch in closed herringbone stitch using one ply of Toasted Marshmallow thread. Make a colonial knot for the eyes using two plies of Black Coffee thread.

Stitch Diagrams



Closed Herringbone

Steps 1-2 create a short stitch necessary to begin a row. Steps 3-6 establish the pattern which is repeated across the row. Steps 13-14 show how to create the short stitch needed to end the row.

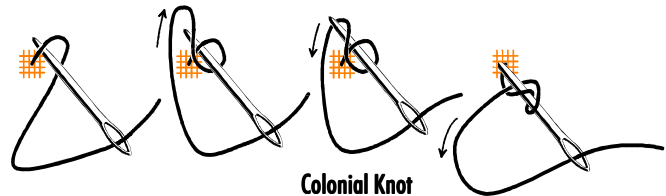
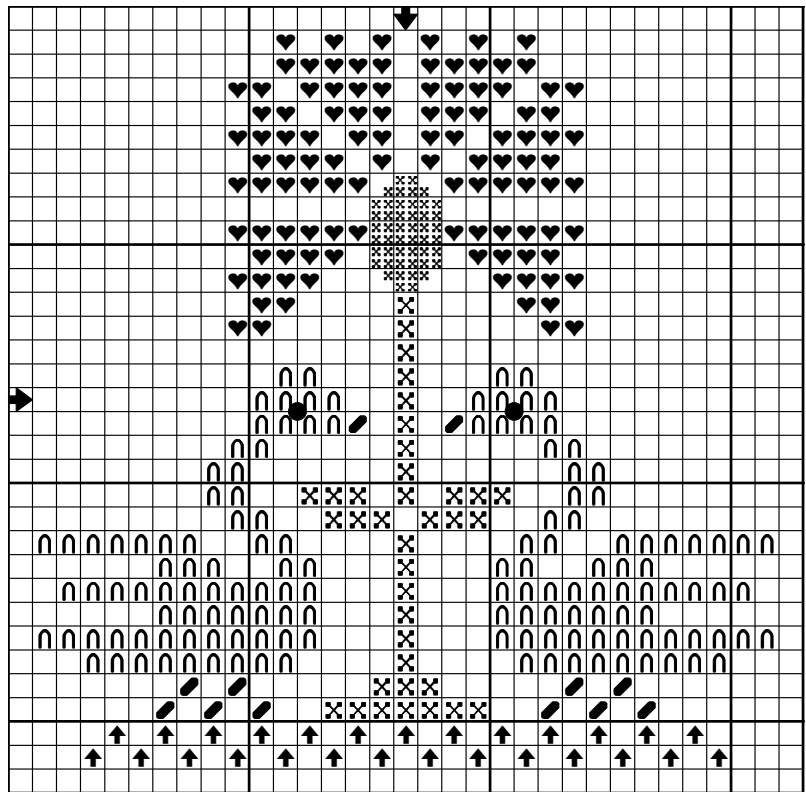


Tent Stitch

Ask your local needlework shop about other fine designs from...

Overdyed threads from Crescent Colours

- Black Coffee
- ✕ Desert Mesquite
- ♥ Jakey Brown
- ↑ Little House Brown
- ∩ Toasted Marshmallow



Colonial Knot

Credits

Linen: Zweigart; Jean Taggit, Ltd.; 262 Old New Brunswick Rd., Unit E; Piscataway, NJ 08854
Threads: Crescent Colours; PO Box 91533; Tucson, AZ 85752; phone/fax: 520-744-0195; <http://www.crescentcolours.com/>; Also available through Hoffman Distributing Company, Inc.
Nantucket Pincushion Basket: Olde Colonial Designs; P. O. Box 704, Marshfield, MA 02050; <http://www.oldecolonialdesigns.com/>
Finisher: Liz Kodner; *Ruffles and Flourishes*; www.picturetrail.com/rufflesfinishing; phone: 502-551-8797; email: rufflesfinishing@aol.com
Stitch Diagrams and Editing: T. L. Chester

This chart may be reproduced by needlework shops for free distribution to customers but may not be sold.

© 2004 Ellen Chester

